

**Adv. Sitaram (Bababhau) Anandramji Baheti**  
**Arts, Commerce & Science College, Jalgaon.**  
**Internal Quality Assurance Cell**  
**Feedback Analysis Report 2017-18**

**Feedback from Student : (2017-18)**

In the academic year 2017-18, we have received total 123 students feedback on curriculum, which is analysed as follows –

**A) Curriculum :**

Question No.	Question	Excellent		Very Good		Good		Average		Not Satisfied.	
		5		4		3		2		1	
		Total	%	Total	%	Total	%	Total	%	Total	%
01.	Syllabus updated enough	65	52.84	37	30.08	16	13.00	05	04.07	-	-
02.	Curriculum fulfilling expectation	40	32.52	60	48.78	22	17.88	01	0.81	-	-
03.	Curriculum Interesting	45	36.58	37	30.08	37	30.08	03	02.43	01	0.81
04.	Curriculum help in developing your personality.	39	31.70	54	43.90	25	20.32	05	4.06	-	-
05.	Curriculum has relevance to real life.	44	35.77	30	24.39	36	29.26	12	09.75	1	0.81

From the above analysis it is observed that –

- a) 32.52 % student rated excellent curriculum fulfilling their expectation.
- b) 43.90.% students recorded very good response for the curriculum helps in developing their personality.
- c) 52.84% students rated excellent curriculum is updated enough.
- d) 36.58% students rated excellent that the curriculum course content is interesting.



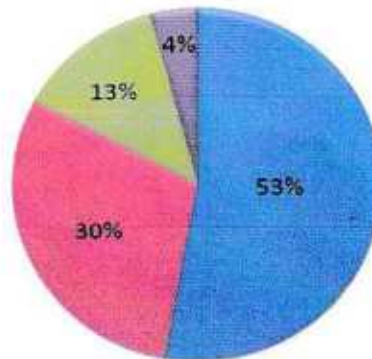
# Feedback Analysis Report 2017-18

Feedback from Student (2017-18)

## A) Curriculum :

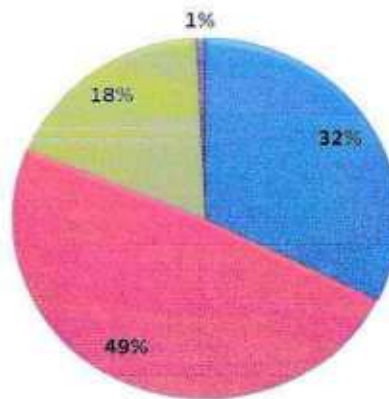
### Q1) Syllabus updated enough

■ Excellent ■ Very Good ■ Good ■ Average



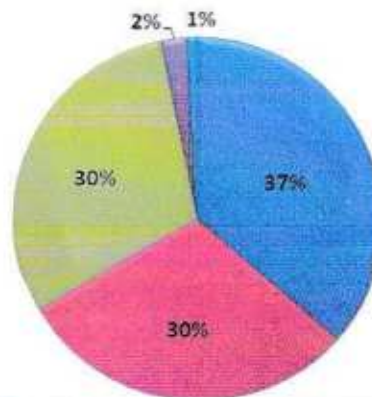
### Q2. Curriculum fulfilling expectation

■ Excellent ■ Very Good ■ Good ■ Average



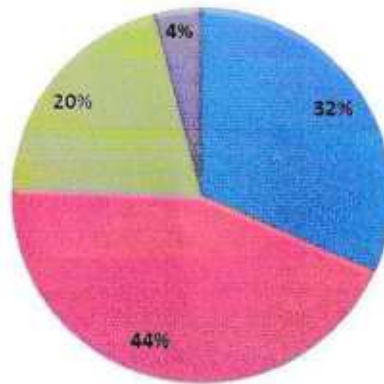
### Q3. Curriculum Interesting

■ Excellent ■ Very Good ■ Good ■ Average ■ Not Satisfied.



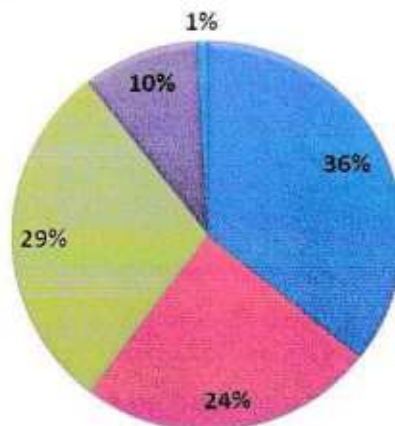
#### Q4. Curriculum help in developing your personality

■ Excellent ■ Very Good ■ Good ■ Average



#### Q5. Curriculum has relevance to real life.

■ Excellent ■ Very Good ■ Good ■ Average ■ Not Satisfied.



**B) Institutional :**

Question No.	Question	Excellent		Very Good		Good		Average		Not Satisfied.	
		5		4		3		2		1	
		Total	%	Total	%	Total	%	Total	%	Total	%
01.	Class rooms equipped with all necessary facilities.	53	43.08	43	34.95	25	20.32	02	01.62	-	-
02.	College has necessary sports facilities.	60	48.78	44	35.77	18	14.63	01	0.81	-	-
03.	College has sufficient library facilities.	40	32.52	44	35.77	36	29.26	02	01.62	01	0.81
04.	College provide Wi-Fi Facilities.	43	34.95	37	30.08	35	28.45	06	4.87	01	0.81
05.	College conduct variety of extracurricular activities.	44	35.77	49	39.83	25	20.32	04	3.25	01	0.81
06.	College posses ICT facilities.	37	30.08	43	34.95	37	30.08	04	03.25	02	1.62
07.	Get satisfactory solution to you queries from the office.	51	41.46	40	32.52	26	21.13	04	03.25	02	01.62

From the above it is seen that –

- 43.08% excellent response noted by the student Regarding classroom and physical facilities 34.90.% noted very good response.
- 41.46% students recorded excellent response for the support of administrative office while solving their queries.
- As regards to college library facilities 32.52% excellence response noted.
- 38.29% students noted excellent and 2.66% students noted a average response for overall rating of the college.
- 62% Students Suggested to introduce short term /Certificate courses in their feedback form.

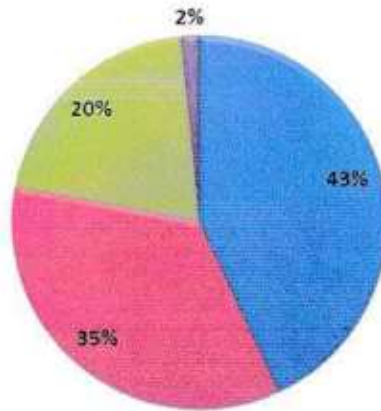


Feedback from Student (2017-18)

B) Institutional :

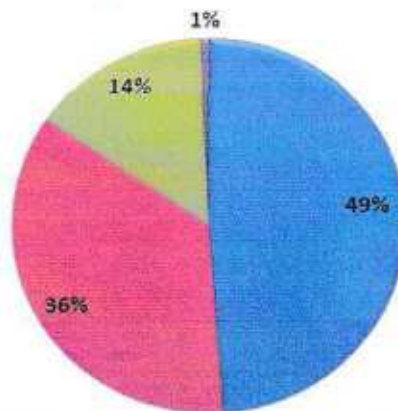
Q1. Are the class rooms equipped with all necessary facilities?.

■ Excellent ■ Very Good ■ Good ■ Average



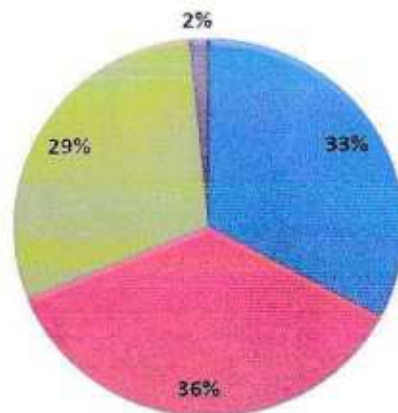
Q2. College has necessary sports facilities?

■ Excellent ■ Very Good ■ Good ■ Average



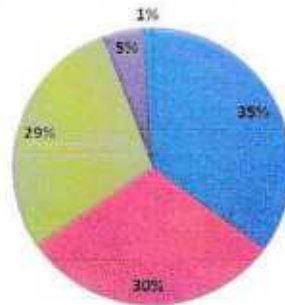
Q3. College has sufficient library facilities?

■ Excellent ■ Very Good ■ Good ■ Average



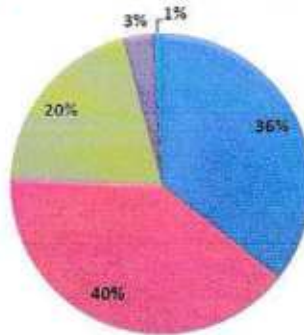
### Q4. College provides WiFi Facilities ?

■ Excellent ■ Very Good ■ Good ■ Average ■ Not Satisfied.



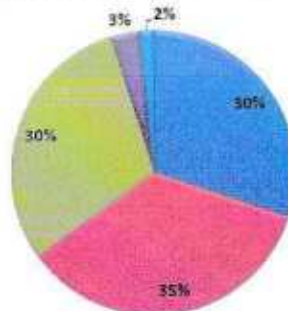
### Q5. College conduct variety of extracurricular activities.?

■ Excellent ■ Very Good ■ Good ■ Average ■ Not Satisfied.



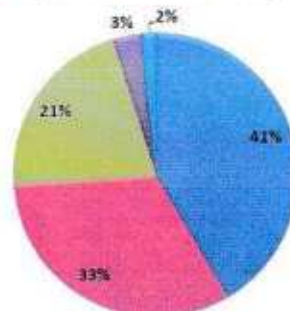
### Q6. College posses ICT facilities?

■ Excellent ■ Very Good ■ Good ■ Average ■ Not Satisfied.



### Q7. Get satisfactory solution to you queries from the office?

■ Excellent ■ Very Good ■ Good ■ Average ■ Not Satisfied.



### Feedback from Teachers (2017-18):

During the academic year 2017-18 IQAC collect total 17 teachers feedback on curriculum. The responses received from the teachers are presented in following table.

Question No.	Question	Response			
		Yes		No	
		Total	%	Total	%
01.	Role in designing the curriculum	15	88.23	02	11.76
02.	Curriculum having current content.	16	94.11	01	0.81
03.	Need to review the syllabus.	16	94.11	01	0.81
04.	Curriculum fulfill the expectation of students.	17	100	-	-
05.	Curriculum having good academic flexibility.	17	100	-	-
06.	Well defined programme and course outcome.	17	100	-	-
07.	Curriculum create interest in the subject area.	17	100	-	-

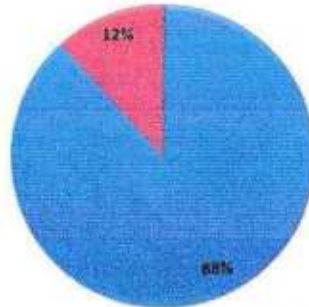
It is observed that 94.11% teachers are agree with the need to review the syllabus whereas 94.11.% teachers felt that the curriculum reflects current contents. Regarding course outcome 100% teachers are satisfied. Regarding the to generate interest in the subject area 100 % teachers noted 'Yes'.



## Feedback from Teachers (2017-18)

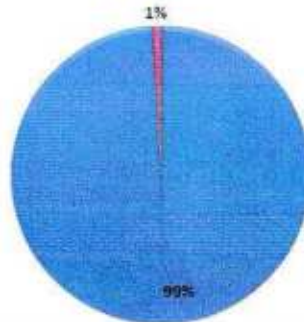
Q1. Role in designing the curriculum?

■ Yes ■ No



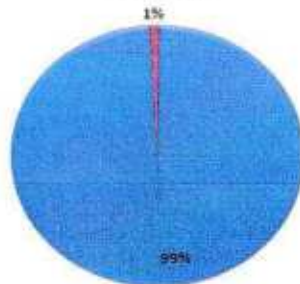
Q2. Curriculum having current content?

■ Yes ■ No



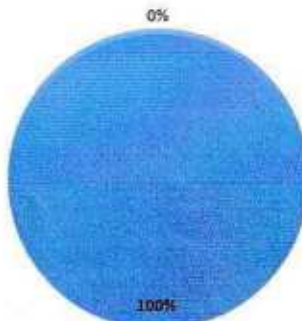
Q3. Need to review the syllabus?

■ Yes ■ No



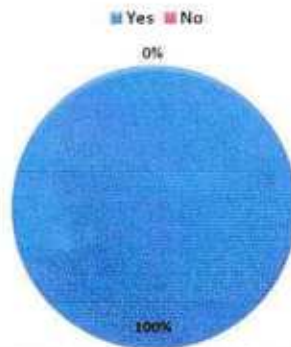
Q4. Curriculum fulfill the exception of students ?

■ Yes ■ No






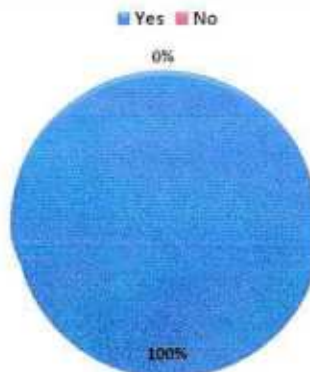
Q5. Curriculum having good academic flexibility ?



Q6. Well define programme and course outcome ?



Q7. Curriculum create interest in the subject area?



### Feedback from Alumni (2017-18):

In the academic year 2017-18 we have received total 31 Feedback forms from alumni regarding the curriculum. Their response are analysed and presented in the following.

#### Feedback From Alumni

Question No.	Question	Response			
		Yes		No	
		Total	%	Total	%
01.	Course content relevance to your job.	25	80.64	06	10.35
02.	Subject applicable in your daily life.	21	87.74	10	32.25
03.	Syllabus updated enough.	24	77.41	07	22.58
04.	Course content is interesting.	22	70.96	29	29.04
05.	Curriculum help in developing personality.	28	90.32	03	9.67
06.	Syllabus enhances employability.	27	87.09	04	12.91
07.	Syllabus create interest to persue for higher education.	28	90.32	03	09.67

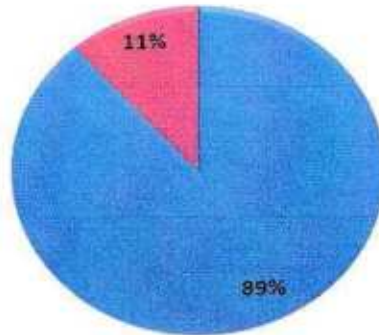
- 67.74% alumni's says that the subjects studied in the class are applicable in the red life.
- Regarding syllabus updation 77.41% alumni felt fevourable remark.
- 80.64.% alumni satisfied with the content of curriculum which is relevant with their job.  
70.96%Alumni says that the curriculum is interesting.
- 90.32% alumni are state that the syllabus create interest and promote for further higher study.



Feedback from Alumni(2017-18)

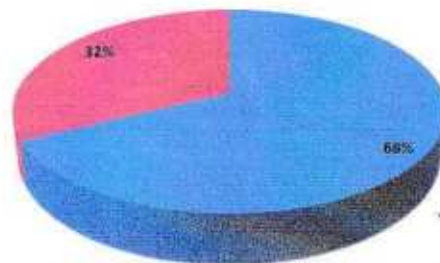
Q1. Course content relevance to your job?

■ Yes ■ No



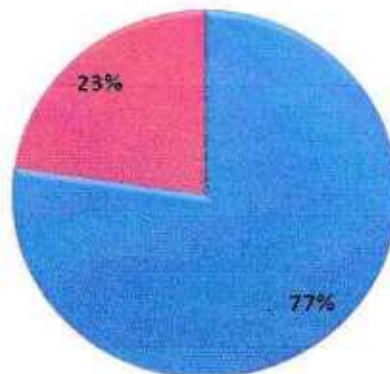
Q.2) Subject applicable in your daily life ?

■ Yes ■ No



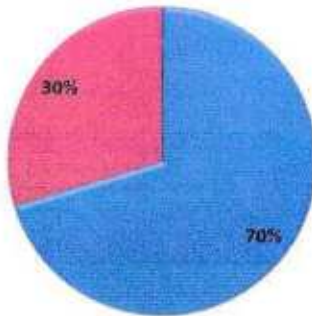
Q3. Syllabus updated enough?

■ Yes ■ No



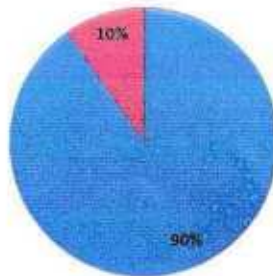
Q4. Course content is interesting?

■ Yes ■ No



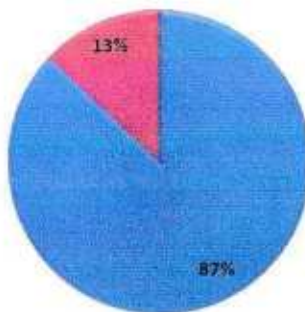
Q5. Curriculum help in developing personality?

■ Yes ■ No



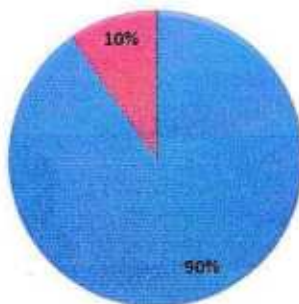
Q6. Syllabus enhances employability?


■ Yes ■ No



Q7. Syllabus create interest to persue for higher education?

■ Yes ■ No



  
PRINCIPAL  
Baheti Academic Baheti

**Adv. Sitaram (Babanbhau) AnandramjiBaheti  
Arts, Commerce & Science College, Jalgaon.**

Internal Quality Assurance Cell

**Feedback analysis for 2018-19**

**Feedback from Student (2018-19):**

In the academic year 2018-19, we have received total 150 students feedback on curriculum, which is analysed as follows –

**A) Curriculum :**

No.	Question	Excellent		Very Good		Good		Average		Not Satisfied.	
		5		4		3		2		1	
		Total	%	Total	%	Total	%	Total	%	Total	%
01.	Syllabus updated enough	113	75.33	24	16	09	6	03	2	01	0.66
02.	Curriculum fulfilling expectation	36	24	98	65.33	16	10.66	-	-	-	-
03.	Curriculum Interesting	55	36.66	48	32	44	29.33	03	2	-	-
04.	Curriculum help in developing your personality.	39	26	63	42	30	20	17	11.33	02	0.66
05.	Curriculum has relevance to real life.	68	45.33	44	29.33	22	14.66	06	4	10	6.66

From the above analysis it is observed that –

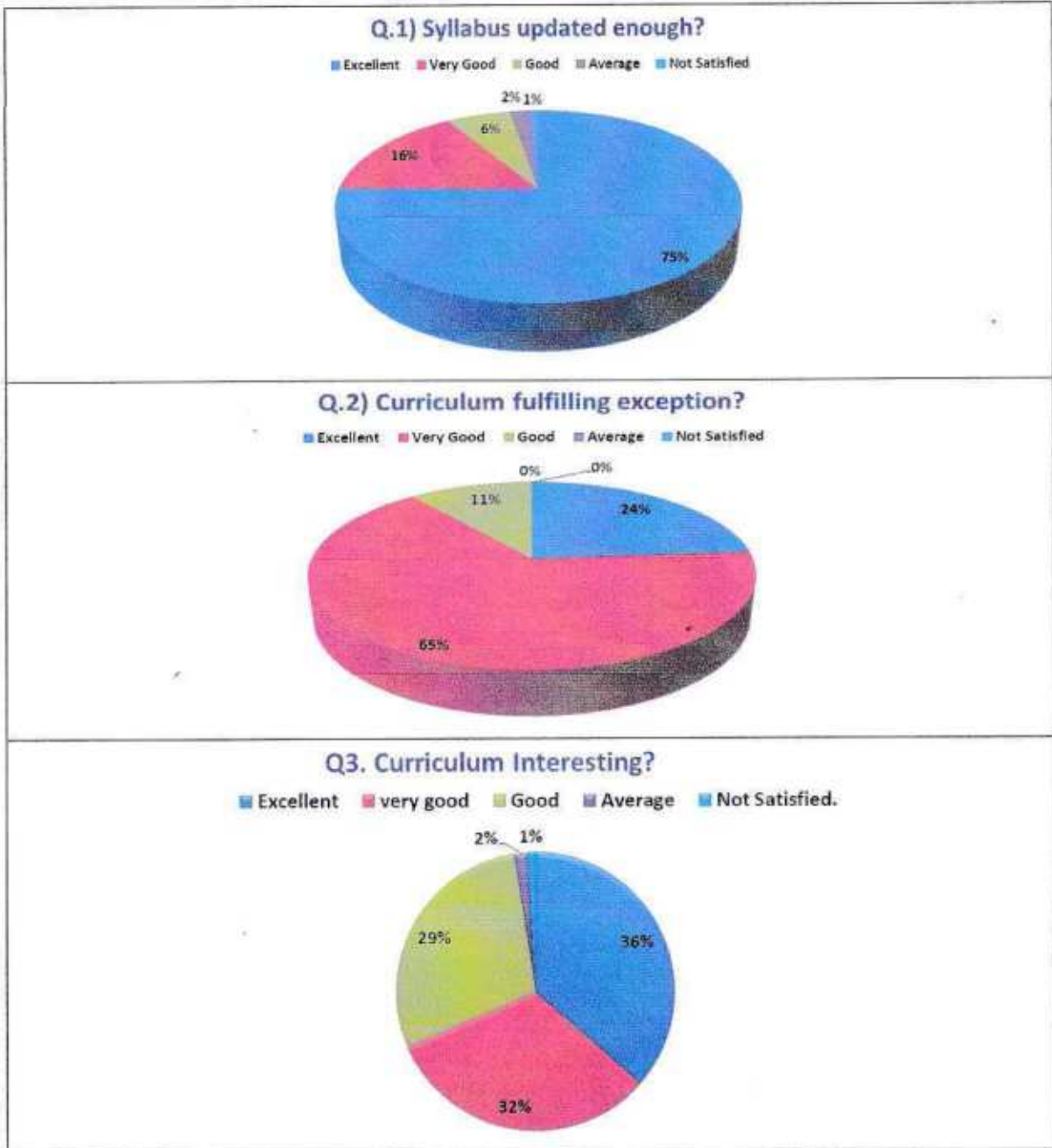
- 24 % student rated excellent curriculum fulfilling their expectation.
- 42% students recorded very good response for the curriculum helps in developing their personality.
- 75.33% students rated excellent curriculum is updated enough.
- 36.66% students rated excellent that the curriculum course content is interesting.



# Feedback analysis for 2018-19

## Feedback from Student(2018-19)

### A) Curriculum –



**B) Institutional :**

Question No.	Question	Excellent		Very Good		Good		Average		Not Satisfied.	
		5		4		3		2		1	
		Total	%	Total	%	Total	%	Total	%	Total	%
01.	Class rooms equipped with all necessary facilities.	66	44.00	59	39.33	21	14.00	02	1.33	02	1.33
02.	College has necessary sports facilities.	60	40.00	63	42.00	18	12.00	04	2.66	05	3.33
03.	College has sufficient library facilities.	47	31.33	50	33.33	48	32.00	04	2.66	01	0.66
04.	College provide Wi-Fi Facilities.	40	26.66	47	31.33	43	28.66	16	10.66	04	2.66
05.	College conduct variety of extracurricular activities.	59	39.33	44	29.33	29	19.33	06	4.00	12	8.00
06.	College posses ICT facilities.	44	29.33	58	38.66	30	20.00	09	6.00	09	6.00
07.	Get satisfactory solution to you queries from the office.	52	34.66	51	34.00	29	19.33	07	4.66	11	7.33

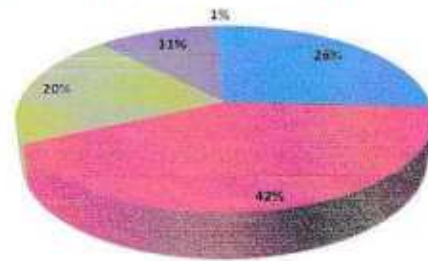
From the above it is seen that –

- 44% excellent response noted by the student regarding classroom and physical facilities 39.33% noted very good response.
- 31.66% students recorded excellent response for the support of administrative office while solving their queries.
- As regards to college library facilities 31.33% excellence response noted.
- 35.04% students noted excellent and 4.56% students noted a average response for overall rating of the college.



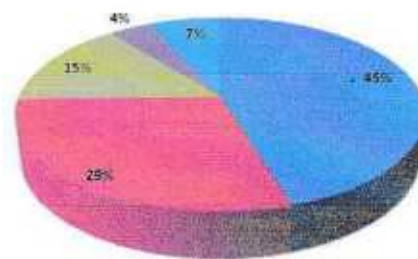
Q.4) Curriculum help in developing your personality

■ Excellent ■ Very Good ■ Good ■ Average ■ Not Satisfied



Q.5) Curriculum has relevance to real life?

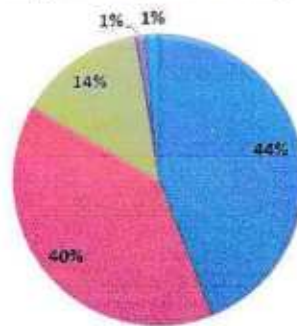
■ Excellent ■ Very Good ■ Good ■ Average ■ Not Satisfied



B) Institutional -

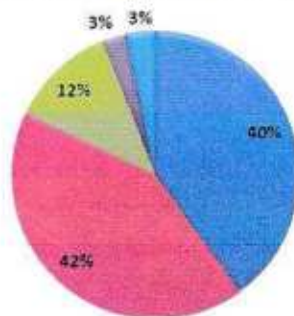
Q1. Class rooms equipped with all necessary facilities ?

■ Excellent ■ very good ■ Good ■ Average ■ Not Satisfied.



Q2. College has necessary sports facilities ?

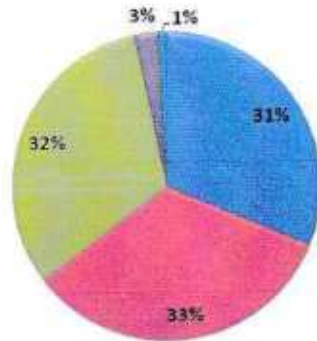
■ Excellent ■ very good ■ Good ■ Average ■ Not Satisfied.





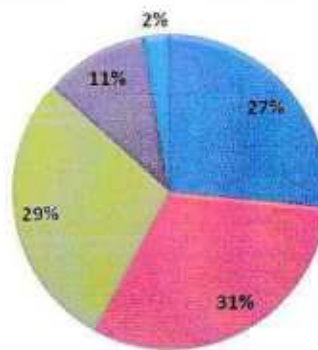
**Q3. College has sufficient library facilities ?**

■ Excellent ■ very good ■ Good ■ Average ■ Not Satisfied.



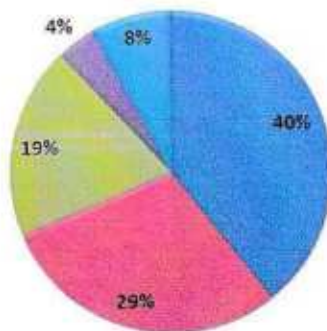
**Q4. College provide Wi-Fi Facilities ?**

■ Excellent ■ very good ■ Good ■ Average ■ Not Satisfied.



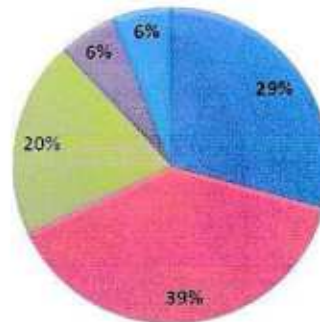
**Q5. College conduct variety of extracurricular activities ?**

■ Excellent ■ very good ■ Good ■ Average ■ Not Satisfied.



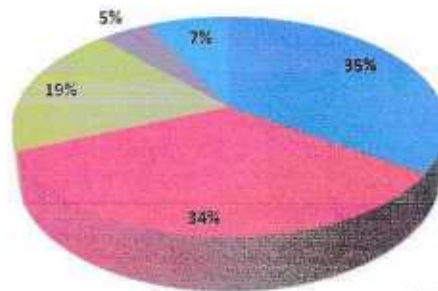
Q6. College posses ICT facilities ?

■ Excellent ■ very good ■ Good ■ Average ■ Not Satisfied.



Q.7) Get satisfactory solution to your query from the office ?

■ Excellent ■ Very Good ■ Good ■ Average ■ Not Satisfied



**C) Evaluation of Teachers(2018-19) :**

During the academic year 2018-19, IQAC received total 17 feedback forms from the teachers which are analysed as follows –

**Feedback from Teachers :**

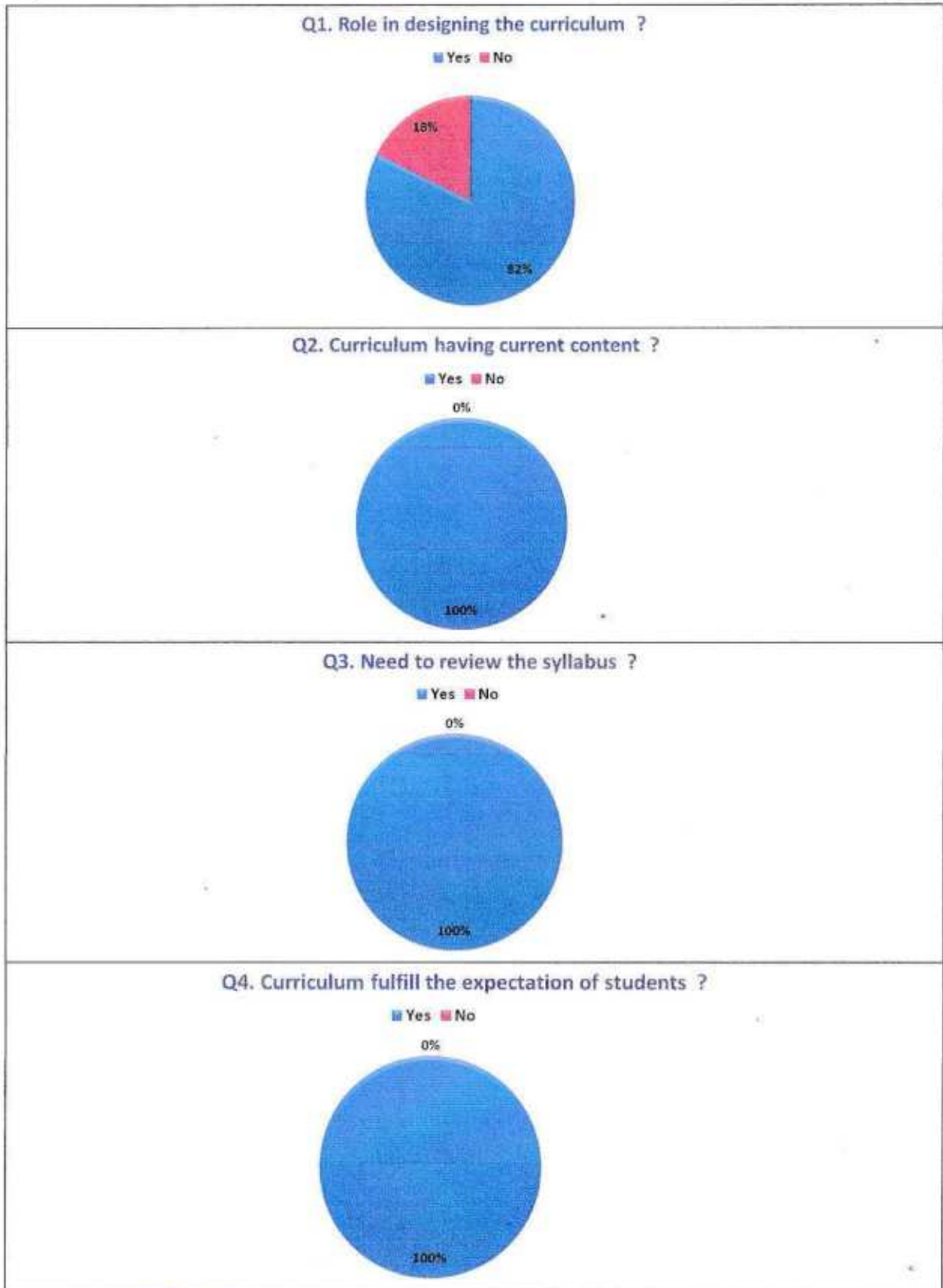
Question No.	Question	Response			
		Yes		No	
		Total	%	Total	%
01.	Role in designing the curriculum	14	82.35	03	17.64
02.	Curriculum having current content.	17	100	-	-
03.	Need to review the syllabus.	17	100	-	-
04.	Curriculum fulfill the expectation of students.	17	100	-	-
05.	Curriculum having good academic flexibility.	17	100	-	-
06.	Well defined programme and course outcome.	16	94.11	01	5.88
07.	Curriculum create interest in the subject area.	15	88.23	02	11.76

It is observed that 82.35% the teachers have a role in curriculum design. Regarding view of syllabus 100% teachers with this parameter. 94.11% teachers felt that the course structure is well design and they are satisfied with course outcome. In view of the curriculum reflect current content 100% teachers noted in favour of this and 0% teachers noted adverse remark.



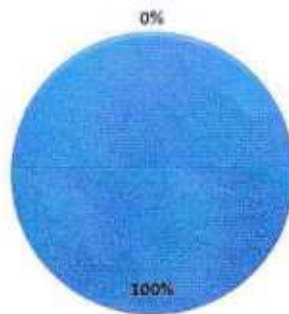
## Feedback from Teachers(2018-19)

### A) Curriculum –



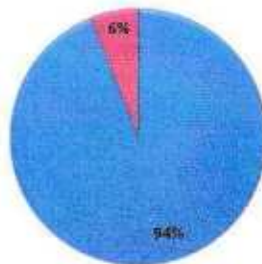
Q5. Curriculum having good academic flexibility ?

■ Yes ■ No



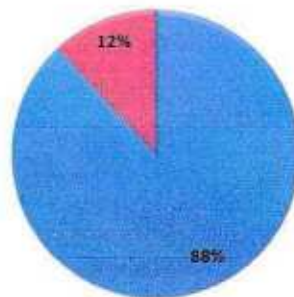
Q6. Well defined programme and course outcome?

■ Yes ■ No



Q7. Curriculum create interest in the subject area?

■ Yes ■ No



### Feedback from Alumni (2018-19)-

The IQAC has received total 31 Feedback form from alumni during the academic year 2018-19. The response of alumni presented in following table –

#### Observation :

Question No.	Question	Response			
		Yes		No	
		Total	%	Total	%
01.	Course content relevance to your job.	30	96.77	01	3.22
02.	Subject applicable in your daily life.	13	41.93	18	58.07
03.	Syllabus updated enough.	26	83.87	05	16.13
04.	Course content is interesting.	19	61.29	12	38.71
05.	Curriculum help in developing personality.	28	90.32	03	09.68
06.	Syllabus enhances employability.	21	67.74	10	32.25
07.	Syllabus create interest to persue for higher education.	18	58.06	13	41.94

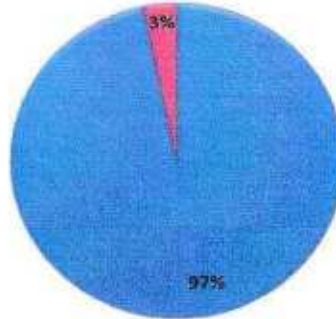
- A) 96.77% alumni's agree with that the course content relevant to the job.
- B) 83.67% alumni's found the syllabus updated enough.
- C) 61.29% alumni's noted Yes for the curriculum interesting.
- D) 58.06% alumni's felt favourable remark regarding syllabus create interest to promote for further higher education.
- E) 41.93% alumni state that the subject they have studied are applicable in daily life.
- F) 70%Alumini noted their opinion and suggest to start professional course like BBA/BCA/MBA etc.



Feedback from Alumni (2018-19)

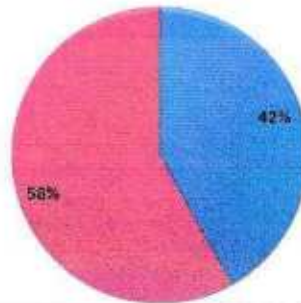
Q1. Course content relevance to your job?

■ Yes ■ No



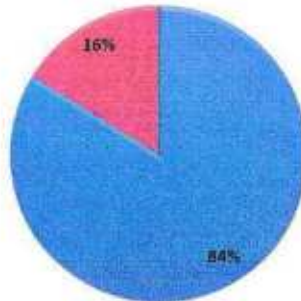
Q2. Subject applicable in your daily life?

■ Yes ■ No



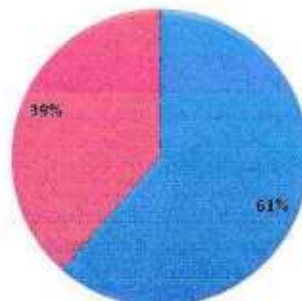
Q3. Syllabus updated enough?

■ Yes ■ No



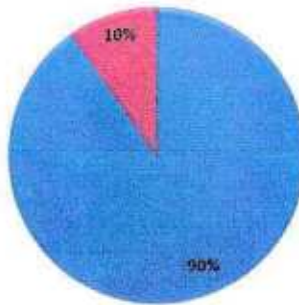
Q4. Course content is interesting?

■ Yes ■ No



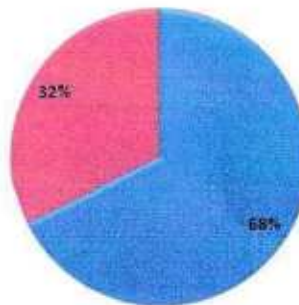
Q5. Curriculum help in developing personality?

■ Yes ■ No



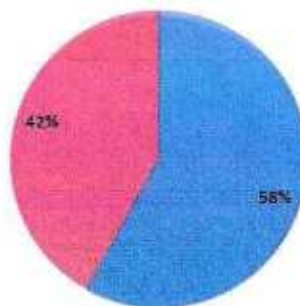
Q6. Syllabus enhances employability?

■ Yes ■ No



Q7. Syllabus create interest to persue for higher education?

■ Yes ■ No



**PRINCIPAL**

Adv. Sitaram (Bababhau) Anandramji Baheti  
Arts, Commerce & Science College, Jalgaon



**Adv. Sitaram (Babanbhau) AnandramjiBaheti**  
**Arts, Commerce & Science College, Jalgaon.**  
 Internal Quality Assurance Cell

**Feedback analysis for 2019-20**

**Feedback from Student (2019 – 20) :**

In the academic year 2019-20, we have received total 147 students feedback on curriculum, which is analysed as follows –

**D) Curriculum :**

No.	Question	Excellent		Very Good		Good		Average		Not Satisfied.	
		5		4		3		2		1	
		Total	%	Total	%	Total	%	Total	%	Total	%
01.	Syllabus updated enough	100	68.02	46	31.29	01	0.38	-	-	-	-
02.	Curriculum fulfilling expectation	95	64.62	52	35.37	-	-	-	-	-	-
03.	Curriculum Interesting	92	61.74	51	34.69	04	2.72	-	-	-	-
04.	Curriculum help in developing your personality.	84	57.14	56	38.09	07	4.76	-	-	-	-
05.	Curriculum has relevance to real life.	80	53	60	41.26	07	4.70	-	-	-	-

From the above analysis it is observed that –

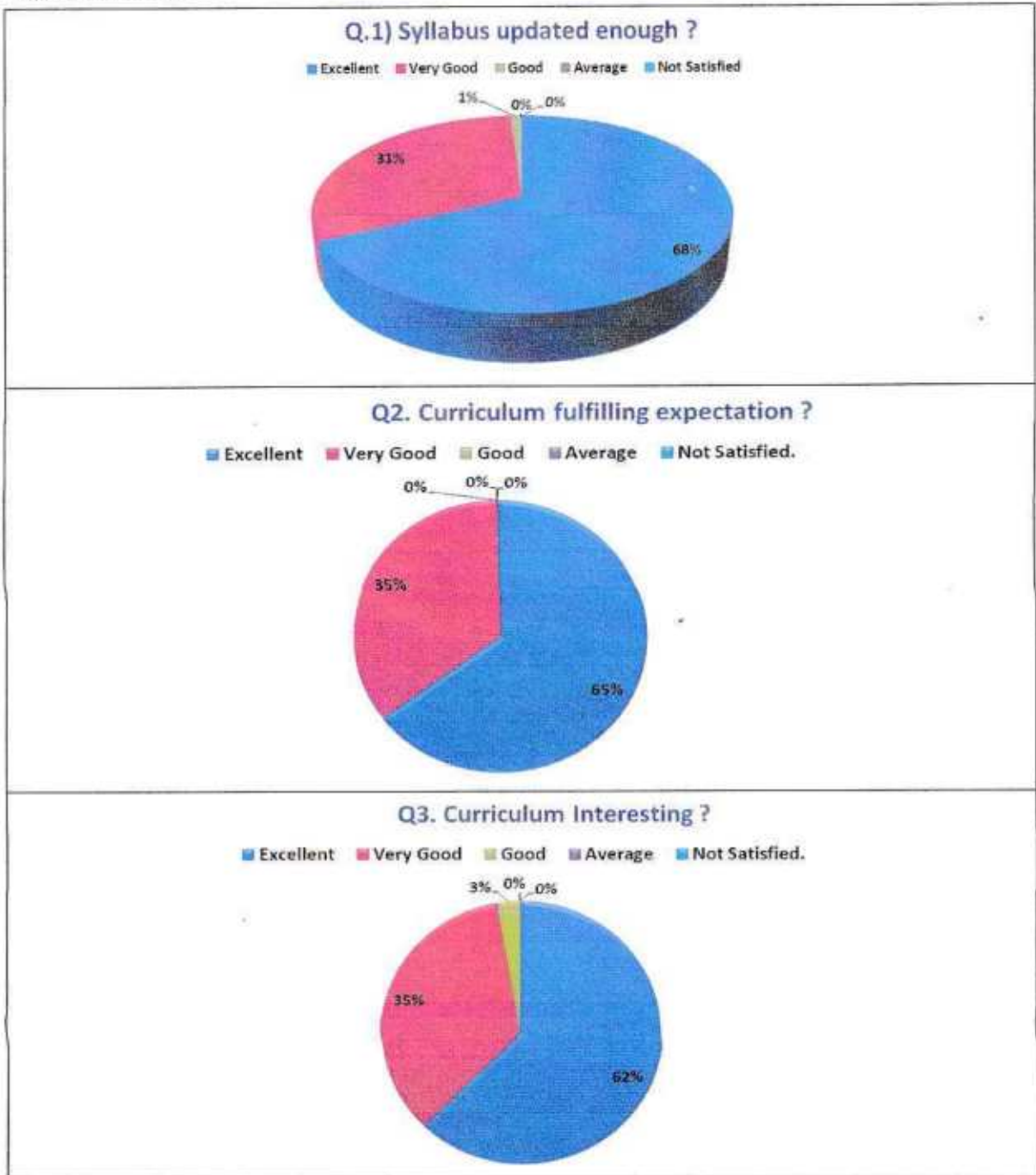
- a) 64.52% student rated excellent curriculum fulfilling their expectation.
- b) 38.09% students recorded very good response for the curriculum helps in developing their personality.
- c) 68.02% students rated excellent curriculum is updated enough.
- d) 61.74% students rated excellent that the curriculum course content is interesting.



# Feedback analysis for 2019-20

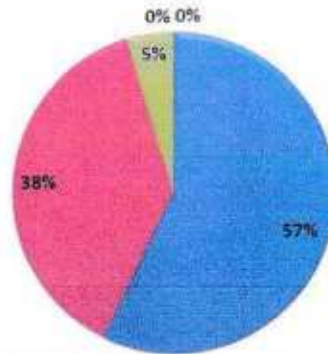
Feedback from Student(2019-20)

## A) Curriculum –



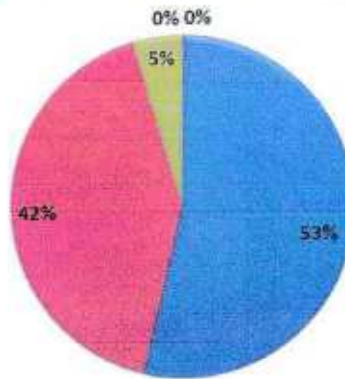
Q4. Curriculum help in developing your personality ?

■ Excellent ■ Very Good ■ Good ■ Average ■ Not Satisfied.



Q5. Curriculum has relevance to real life ?

■ Excellent ■ Very Good ■ Good ■ Average ■ Not Satisfied.



## II) Institutional :

Question No.	Question	Excellent		Very Good		Good		Average		Not Satisfied.	
		5		4		3		2		1	
		Total	%	Total	%	Total	%	Total	%	Total	%
01.	Class rooms equipped with all necessary facilities.	89	60.54	56	38.09	02	1.34	-	-	-	-
02.	College has necessary sports facilities.	90	61.22	56	38.09	01	0.68	-	-	-	-
03.	College has sufficient library facilities.	96	65.6	38	25.85	13	8.84	-	-	-	-
04.	College provide Wi-Fi Facilities.	76	57.7	45	30.61	23	15.6	03	2.04	-	-
05.	College conduct variety of extracurricular activities.	76	51.7	69	46.93	02	1.36	-	-	-	-
06.	College posses ICT facilities.	68	46.25	47	31.97	27	18.3	04	2.72	-	-
07.	Get satisfactory solution to you queries from the office.	100	68.02	44	29.93	03	2.04	-	-	-	-

From the above it is seen that –

- 60.54% excellent response noted by the student regarding classroom and physical facilities 38.09% noted very good response.
- 68.02% students recorded excellent response for the support of administrative office while solving their queries.
- As regards to college library facilities 65.60% excellence response noted.
- 58.71% students noted excellent and 0.90% students noted a average response for overall rating of the college.

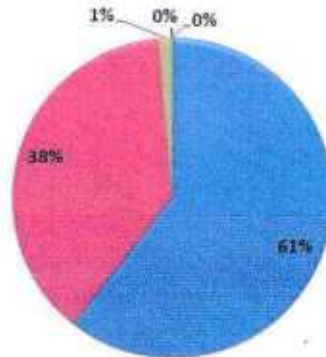


## Feedback from Student(2019-20)

### B) Institutional –

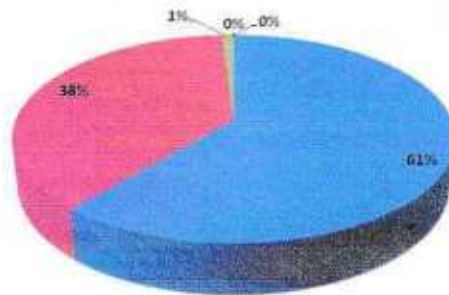
Q1. Class rooms equipped with all necessary facilities ?

■ Excellent ■ Very Good ■ Good ■ Average ■ Not Satisfied.



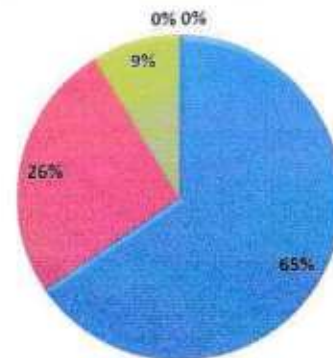
Q.2) College has necessary sports facilities ?

■ Excellent ■ Very Good ■ Good ■ Average ■ Not Satisfied



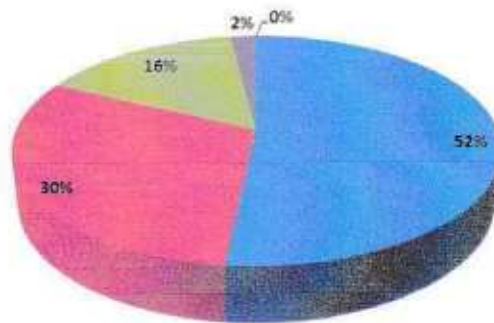
Q3. College has sufficient library facilities ?

■ Excellent ■ Very Good ■ Good ■ Average ■ Not Satisfied.



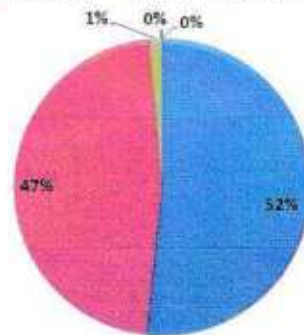
Q.4) College provides WiFi facilities ?

■ Excellent ■ Very Good ■ Good ■ Average ■ Not Satisfied



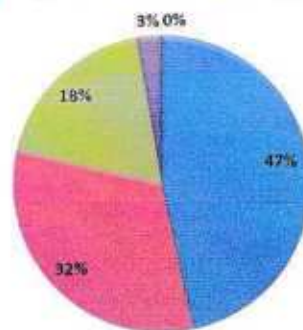
Q5. College conduct variety of extracurricular activities. ?

■ Excellent ■ Very Good ■ Good ■ Average ■ Not Satisfied.



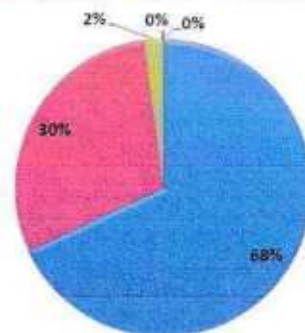
Q6. College posses ICT facilities ?

■ Excellent ■ Very Good ■ Good ■ Average ■ Not Satisfied.



Q7. Get satisfactory solution to you queries from the office ?

■ Excellent ■ Very Good ■ Good ■ Average ■ Not Satisfied.



### III) Evaluation of Teachers (2019 – 20):

During the academic year 2019-20, IQAC received total 17 feedback forms from the teachers which are analysed as follows –

#### Feedback from Teachers (2019 – 20):

Question No.	Question	Response			
		Yes		No	
		Total	%	Total	%
01.	Role in designing the curriculum	16	94.11	01	5.88
02.	Curriculum having current content.	15	88.23	02	11.77
03.	Need to review the syllabus.	17	100	-	-
04.	Curriculum fulfill the expectation of students.	16	94.11	01	5.88
05.	Curriculum having good academic flexibility.	16	94.11	01	5.88
06.	Well defined programme and course outcome.	17	100	-	-
07.	Curriculum create interest in the subject area.	15	88.23	02	11.77

It is observed that, 94.11% the teachers have a role in curriculum design regarding view of syllabus 100% teachers with this parameter.100% teachers felt that the course structure is well design and they are satisfied with course outcome. In view of the curriculum reflect current content 88.23% teachers noted in favour of this and 11.77% teachers noted adverse remark

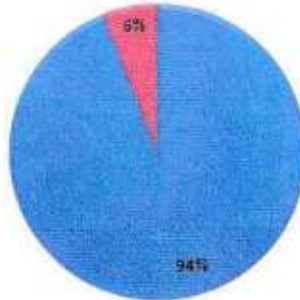
82% teachers required solar system as alternative source of energy as they mentioned in their feedback form.



Feedback from Teachers(2019-20)

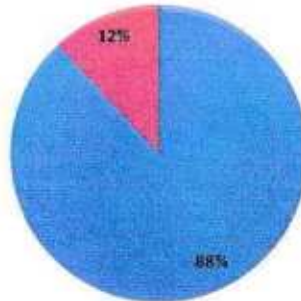
Q1. Role in designing the curriculum ?

■ YES ■ NO



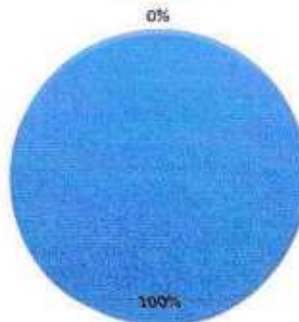
Q2. Curriculum having current content ?

■ YES ■ NO



Q3. Need to review the syllabus ?

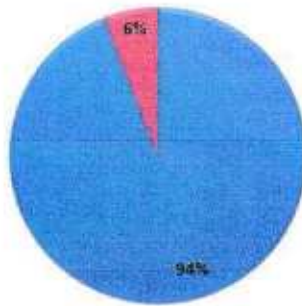
■ YES ■ NO





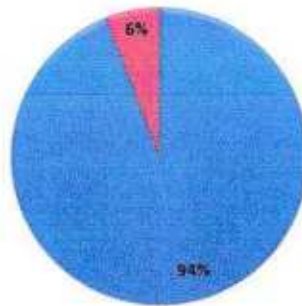
Q4. Curriculum fulfill the expectation of students ?

■ YES ■ NO



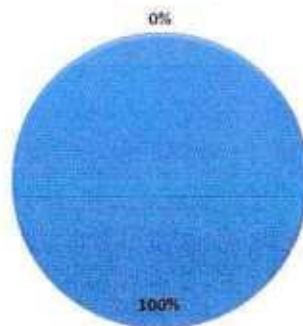
Q5. Curriculum having good academic flexibility ?

■ YES ■ NO



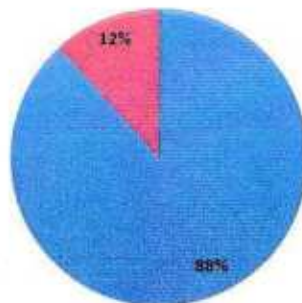
Q6. Well defined programme and course outcome ?

■ YES ■ NO



Q7. Curriculum create interest in the subject area ?

■ YES ■ NO



### Feedback from Alumni(2019 – 20) –

The IQAC has received total 30 Feedback form from alumni during the academic year 2019-20. The response of alumni presented in following table –

#### Observation :

Question No.	Question	Response			
		Yes		No	
		Total	%	Total	%
01.	Course content relevance to your job.	28	93.32	02	9.68
02.	Subject applicable in your daily life.	15	50.00	15	50.00
03.	Syllabus updated enough.	24	80.00	6	20.00
04.	Course content is interesting.	20	66.66	10	33.33
05.	Curriculum help in developing personality.	27	90	03	10.00
06.	Syllabus enhances employability.	21	67.74	09	32.26
07.	Syllabus create interest to persue for higher education.	19	63.33	11	36.66

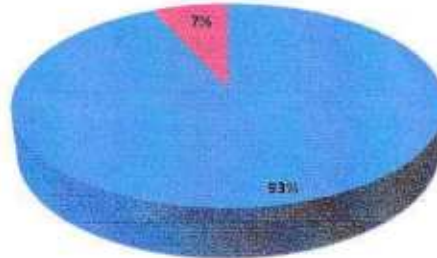
- 93.22% alumni's agree with that the course content relevant to the job.
- 80% alumni's found the syllabus updated enough.
- 66.66% alumni's noted Yes for the curriculum interesting.
- 63.33% alumni's felt favourable remark regarding syllabus create interest to promote for further higher education.
- 50% alumni state that the subject they have studied are applicable in daily life.



Feedback from Alumni(2019-20)

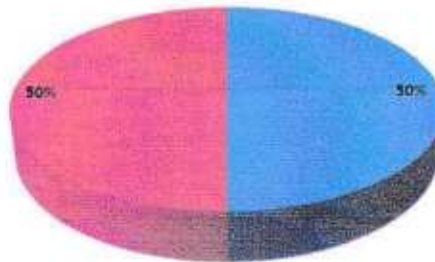
Q.1) Course content relevance to your job ?

■ Yes ■ No



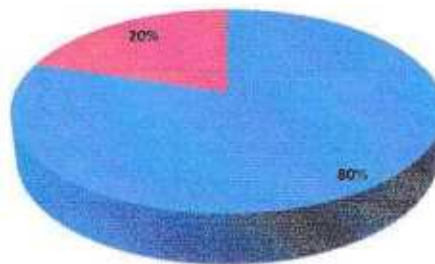
Q.2) Subject applicable in your daily life ?

■ Yes ■ No



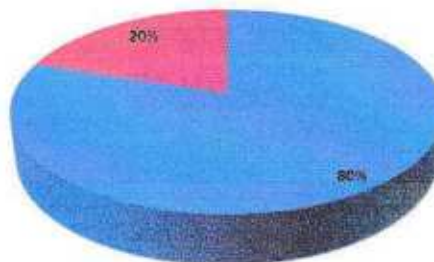
Q.3) Syllabus updated enough ?

■ Yes ■ No



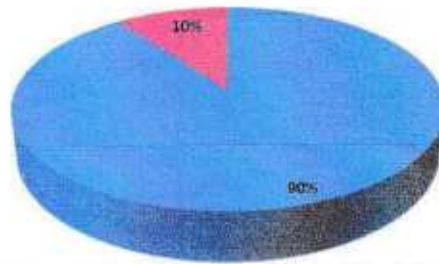
Q.4) Course content is interesting ?

■ Yes ■ No



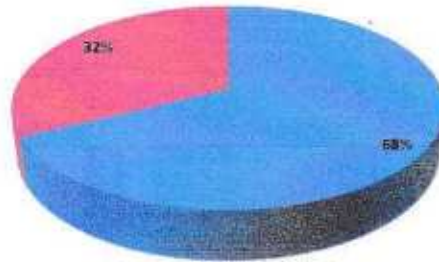
Q.5) Curriculum helps in developing personality ?

■ Yes ■ No



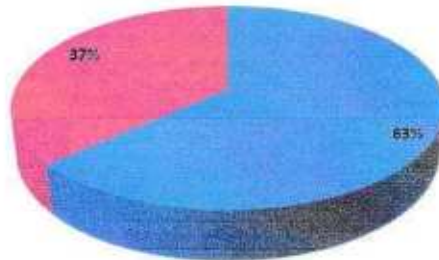
Q.6) Syllabus enhances employability ?

■ Yes ■ No



Q.7) Syllabus creates interest ?

■ Yes ■ No



PRINCIPAL  
Adv. Sitaram (Bababhau) Anandramji Baheti  
Arts, Commerce & Science College, Jalgaon

# Feedback Analysis Report 2020-21

## Feedback from Student :

In the academic year 2020-21 we have received total 216 students feedback on curriculum, which is analysed as follows –

### A) Curriculum :

Que- s- tion No.	Question	Excellent		Very Good		Good		Average		Not Satisfied.	
		5		4		3		2		1	
		Total	%	Total	%	Total	%	Total	%	Total	%
01.	Syllabus updated enough	141	65.27	56	25.92	9	4.16	5	2.31	5	2.31
02.	Curriculum fulfilling expectation	52	24.07	34	15.74	67	31.01	48	22.22	15	6.94
03.	Curriculum Interesting	121	56.01	32	14.81	23	10.64	18	8.33	22	10.18
04.	Curriculum help in developing your personality.	138	63.88	39	18.05	28	12.96	6	2.77	5	2.31
05.	Curriculum has relevance to real life.	91	42.12	89	41.20	25	11.57	5	2.31	6	2.77

From the above analysis it is observed that –

- 24.07% student rated excellent curriculum fulfilling their expectation.
- 18.05% students recorded very good response for the curriculum helps in developing their personality.
- 65.27% students rated excellent curriculum is updated enough.
- 56.01% students rated excellent that the curriculum course content is interesting.



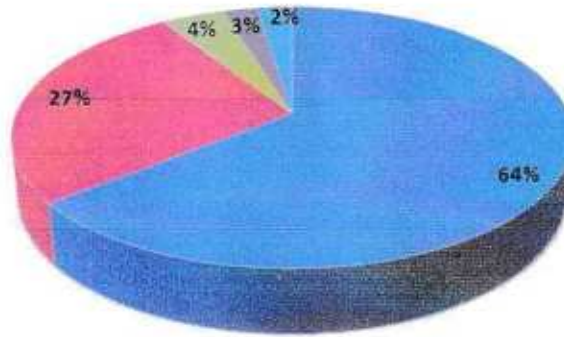
# Feedback Analysis Report 2020-21

Feedback from Student (2020-21)

## A) Curriculum :

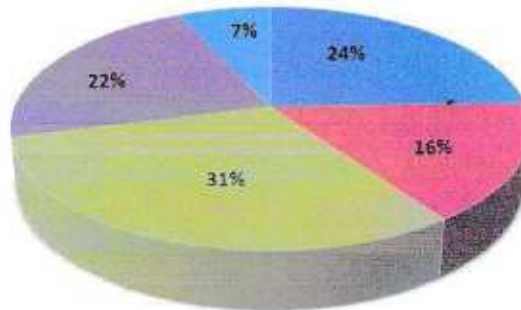
### Q1) Syllabus update enough

■ Excellent ■ Very Good ■ Good ■ Average ■ Not Satisfied



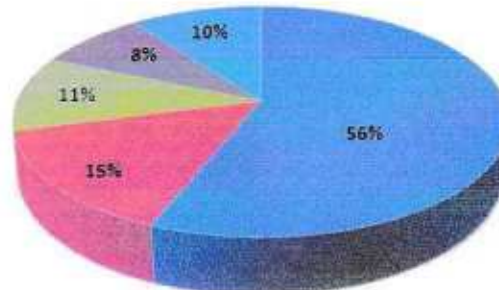
### Q2) Curriculum fulfilling expectation?

■ Excellent ■ Very Good ■ Good ■ Average ■ Not Satisfied



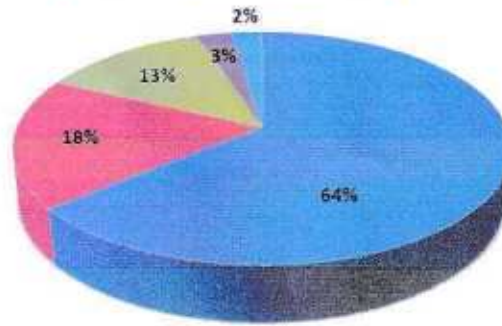
### Q3) Curriculum interesting ?

■ Excellent ■ Very Good ■ Good ■ Average ■ Not Satisfied



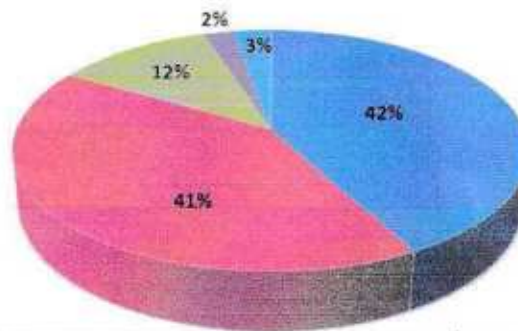
#### Q4) Curriculum help in developing your personality ?

■ Excellent ■ Very Good ■ Good ■ Average ■ Not Satisfied



#### Q5) Curriculum has relevance to real life ?

■ Excellent ■ Very Good ■ Good ■ Average ■ Not Satisfied



**B) Institutional :**

Que- s- tion No.	Question	Excellent		Very Good		Good		Average		Not Satisfied.	
		5		4		3		2		1	
		Total	%	Total	%	Total	%	Total	%	Total	%
01.	Class rooms equipped with all necessary facilities.	121	56.01	39	18.05	45	20.83	5	2.31	6	2.77
02.	College has necessary sports facilities.	70	33.48	65	31.62	78	36.11	2	0.92	-	-
03.	College has sufficient library facilities.	90	41.66	92	42.59	36	16.66	2	0.92		
04.	College provide Wi-Fi Facilities.	88	40.74	58	26.85	28	12.96	40	18.51	2	0.92
05.	College conduct variety of extracurricular activities.	95	43.98	35	16.20	45	20.83	25	11.57	16	7.40
06.	College posses ICT facilities.	105	48.61	27	12.54	43	19.90	27	12.5	14	6.48
07.	Get satisfactory solution to you queries from the office.	110	50.92	37	17.12	38	17.59	18	8.33	13	6.01

From the above it is seen that –

- 56.01% excellent response noted by the student Regarding classroom and physical facilities 31.48.% noted very good response.
- 50.92% students recorded excellent response for the support of administrative office while solving their queries.
- As regards to college library facilities 41.66% excellence response noted.
- 45.04% students noted excellent and 3.36% students noted a average response for overall rating of the college.



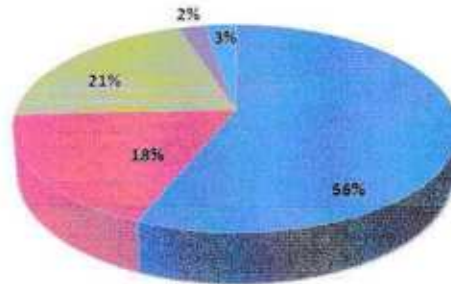


## Feedback from Student (2020-21)

### B) Institutional :

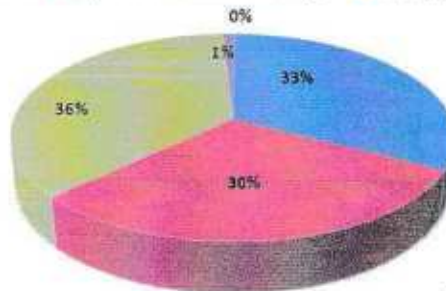
Q1) Classroom equipped with all necessary facilities ?

■ Excellent ■ Very Good ■ Good ■ Average ■ Not Satisfied



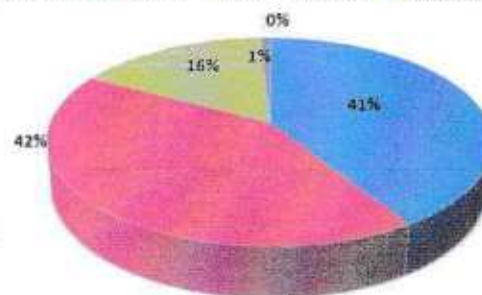
Q2) College has necessary sports facilities ?

■ Excellent ■ Very Good ■ Good ■ Average ■ Not Satisfied



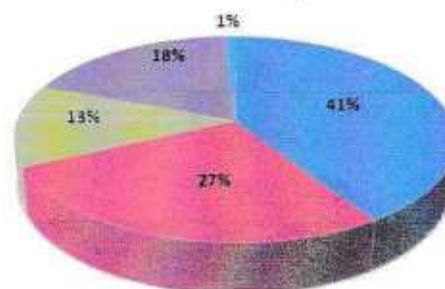
Q3) College has sufficient library facility ?

■ Excellent ■ Very Good ■ Good ■ Average ■ Not Satisfied



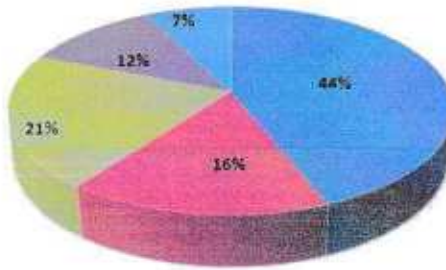
Q4) College provide WiFi facilities ?

■ Yes ■ No ■ Good ■ Average ■ Not Satisfied



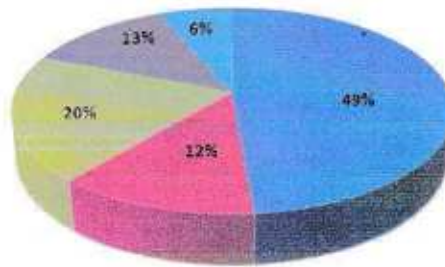
Q5) College conduct vriety of extracurricular activities ?

■ Excellent ■ Very Good ■ Good ■ Average ■ Not Satisfied



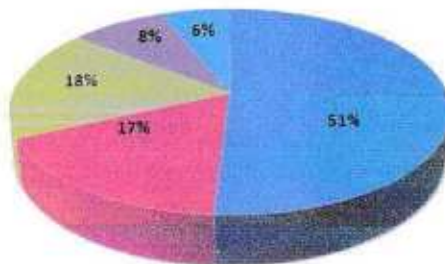
Q6) College possess ICT facility ?

■ Yes ■ No ■ Good ■ Average ■ Not Satisfied



Q7) Get satisfactory solution to your queries from the office

■ Yes ■ No ■ Good ■ Average ■ Not Satisfied



### Feedback from Teachers :

During the academic year 2020-21 IQAC collect total 24 teachers feedback on curriculum. The responses received from the teachers are presented in following table.

Question No.	Question	Response			
		Yes		No	
		Total	%	Total	%
01.	Role in designing the curriculum	22	91.66	2	8.33
02.	Curriculum having current content.	18	75	6	25
03.	Need to review the syllabus.	20	83.33	04	16.66
04.	Curriculum fulfill the expectation of students.	15	62.5	9	37.50
05.	Curriculum having good academic flexibility.	17	70.83	7	29.16
06.	Well defined programme and course outcome.	13	54.16	11	45.83
07.	Curriculum create interest in the subject area.	14	58.33	10	41.66

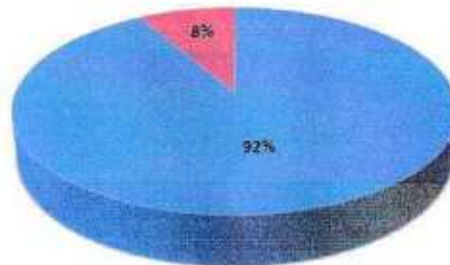
It is observed that 83.33% teachers are agree with the need to review the syllabus whereas 75% teachers felt that the curriculum reflects current contents.Regarding course outcome 54.16% teachers are satisfied. Regarding the to generate interest in the subject area 58.33% teachers noted 'Yes'.



## Feedback from Teachers (2020-21)


Q1) Role in designing curriculum ?

■ Yes ■ Not Satisfied



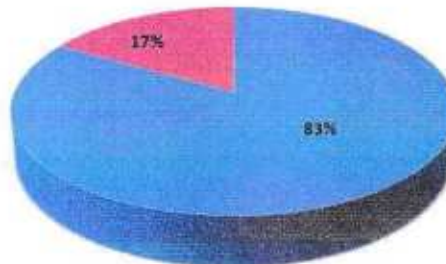
Q2) Curriculum having current content ?

■ Yes ■ Not Satisfied



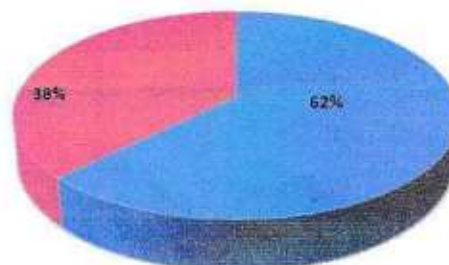
Q3) Need to review syllabus?

■ Yes ■ No




Q4) Curriculum fulfill the expetions of students?

■ Yes ■ No



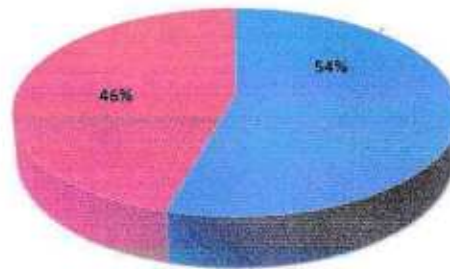
Q5) Curriculum having good academic flexibility?

■ Yes ■ No



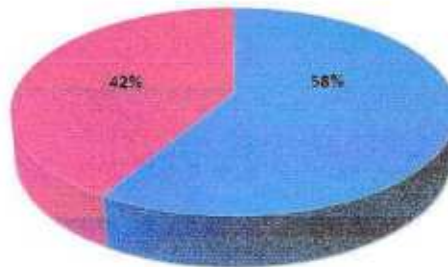
Q6) Well defined programme and course outcome ?

■ Yes ■ No



Q7) Curriculum creates interest in the subject area ?

■ Yes ■ No



### Feedback from Alumni :

In the academic year 2020-21 we have received total 15 Feedback forms from alumni regarding the curriculum. Their response are analysed and presented in the following.

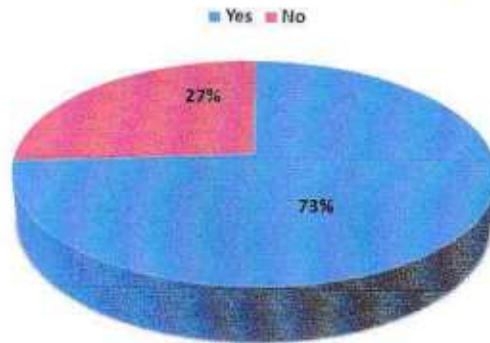
Question No.	Question	Response			
		Yes		No	
		Total	%	Total	%
01.	Course content relevance to your job.	11	73.33	4	26.66
02.	Subject applicable in your daily life.	9	60.00	6	40.00
03.	Syllabus updated enough.	8	53.33	7	46.66
04.	Course content is interesting.	10	66.66	5	33.33
05.	Curriculum help in developing personality.	12	80.00	3	20.00
06.	Syllabus enhances employability.	11	73.33	4	26.66
07.	Syllabus create interest to persue for higher education.	8	53.33	7	46.66

- 60% alumni's says that the subjects studied in the class are applicable in the red life regarding syllabus updation 53.33% alumni felt fevourable remark.
- 53.33% alumni satisfied with the content of curriculum which is relevant with their job.
- 66.66% Alumni says that the curriculum is interesting.
- 53.33% alumni are state that the syllabus create interest and promote for further higher study.
- 80% alumni noted that the college is known for sports activities. We have to provide sports services to services to society also college should implements sports for all so as even outsiders get benefited of sport infrastructure .

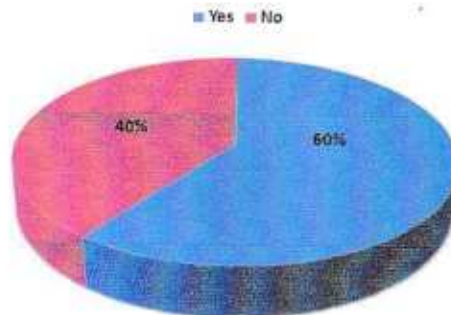


Feedback from Alumni(2020-21)

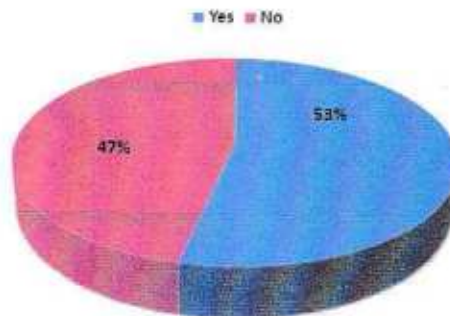
Q1. Course content relevance to your job?



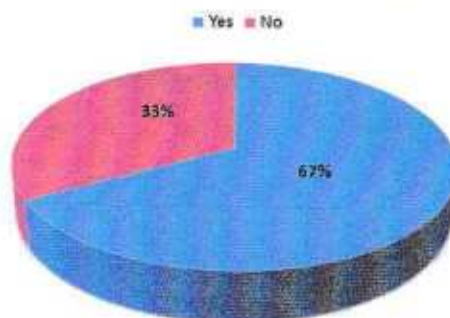
Q.2) Subject applicable in your daily life ?



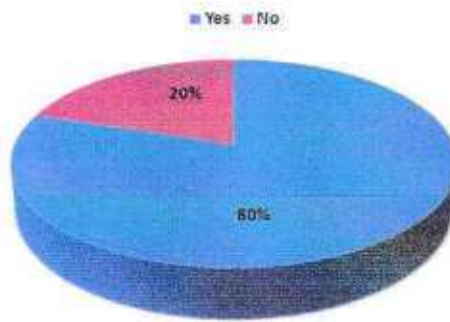
Q3. Syllabus updated enough?



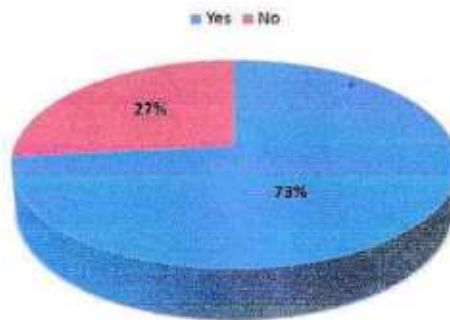
Q4. Course content is interesting?



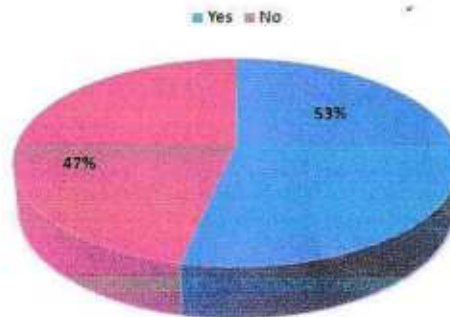
Q5. Curriculum help in developing personality?



Q6. Syllabus enhances employability?



Q7. Syllabus create interest to persue for higher education?



**PRINCIPAL**  
Adv. Sitaram (Bahanshau) Anandramji Baheti  
Arts, Commerce & Science College, Jalgeon



## Feedback Analysis Report 2021-22

### Feedback from Student :

In the academic year 2021-22 we have received total 253 students feedback on curriculum, which is analysed as follows –

#### A)Curriculum :

Que- s- tion No.	Question	Excellent		Very Good		Good		Average		Not Satisfied.	
		5		4		3		2		1	
		Tota l	%	Tota l	%	Tota l	%	Tota l	%	Tota l	%
01.	Syllabus updated enough	111	43.87	48	18.97	39	15.41	34	13.43	21	8.30
02.	Curriculum fulfilling expectation	103	40.71	65	25.89	55	21.73	16	6.32	14	5.53
03.	Curriculum Interesting	108	42.68	45	17.78	42	16.60	38	15.01	20	7.90
04.	Curriculum help in developing your personality.	121	47.82	38	15.01	33	13.04	29	11.46	32	12.64
05.	Curriculum has relevance to real life.	98	38.73	58	22.92	52	20.55	30	11.85	15	5.92

From the above analysis it is observed that –

- a)40.71 % student rated excellent curriculum fulfilling their expectation.
- b) 15.01 % students recorded very good response for the curriculum helps in developing their personality.
- c)43.87% students rated excellent curriculum is updated enough.
- d)47.82% students rated excellent that the curriculum course content is interesting.



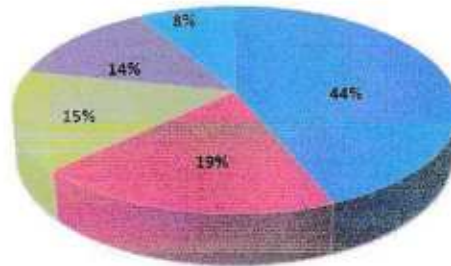
# Feedback analysis for 2021-22

Feedback from Student(2020-21)

## A) Curriculum –

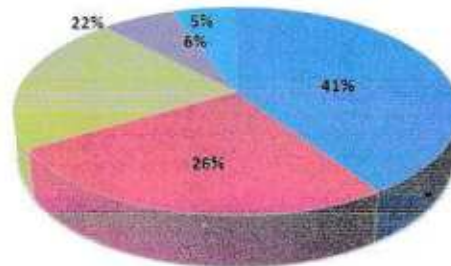
Q1) Syllabus updated enough ?

■ Excellent ■ Very good ■ Good ■ Average ■ Not Satisfied



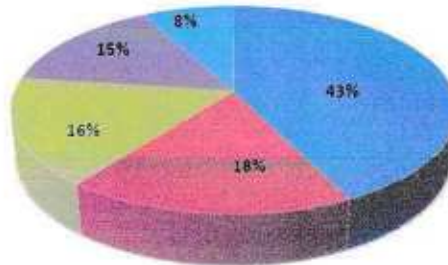
Q2) Curriculum fulfilling expectation?

■ Excellent ■ Very good ■ Good ■ Average ■ Not Satisfied



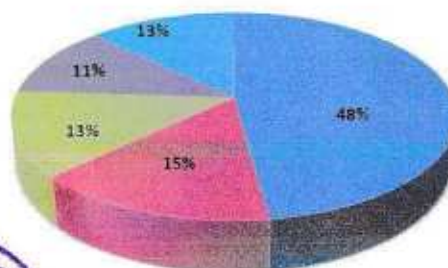
Q3) Curriculum interesting ?

■ Excellent ■ Very good ■ Good ■ Average ■ Not Satisfied



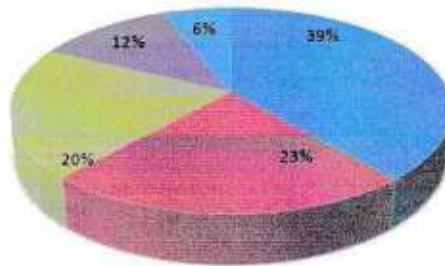
Q4) Curriculum helps in developing your personality ?

■ Excellent ■ Very good ■ Good ■ Average ■ Not Satisfied



Q5) Curriculum has relevance to real life ?

■ Yes ■ No ■ Good ■ Average ■ Not Satisfied



**B) Institutional :**

Que- s- tion No.	Question	Excellent		Very Good		Good		Average		Not Satisfied.	
		5		4		3		2		1	
		Total	%	Total	%	Total	%	Total	%	Total	%
01.	Class rooms equipped with all necessary facilities.	109	43.08	48	18.97	35	13.83	41	16.20	20	7.90
02.	College has necessary sports facilities.	123	48.61	68	26.87	32	12.64	17	6.71	13	5.13
03.	College has sufficient library facilities.	112	44.26	58	22.92	25	9.88	30	11.85	28	11.06
04.	College provide Wi-Fi Facilities.	114	45.05	39	15.41	46	18.18	34	13.43	20	7.90
05.	College conduct variety of extracurricular activities.	98	35.57	40	15.81	48	18.97	29	11.46	38	15.01
06.	College posses ICT facilities.	108	42.68	49	19.36	44	17.39	32	12.64	20	7.90
07.	Get satisfactory solution to you queries from the office.	97	38.33	50	19.76	44	17.39	42	16.60	20	7.90

From the above it is seen that –

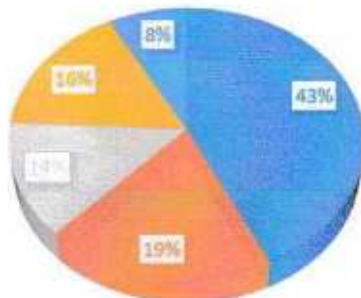
- a) 43.08% excellent response noted by the student Regarding classroom and physical facilities 26.87% noted very good response.
- b) 38.83% students recorded excellent response for the support of administrative office while solving their queries.
- c) As regards to college library facilities 44.26% excellence response noted.
- d) 42.51% students noted excellent and 8.97% students noted a average response for overall rating of the college.



**Institutional –**

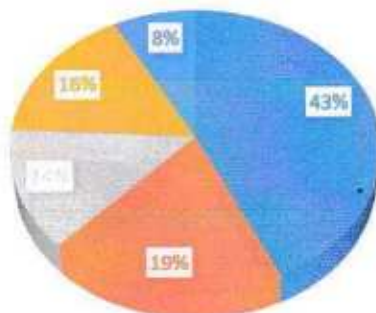
**Q1) CLASSROOM EQUIPPED WITH ALL NECESSARY FACILITIES**

■ Excellent ■ Very good ■ Good ■ Average ■ Not Satisfied



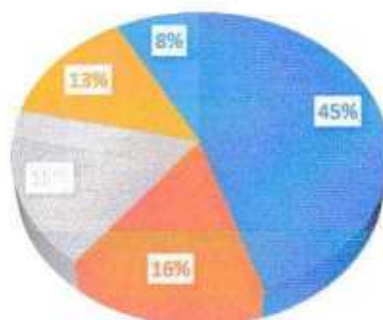
**Q2) COLLEGE HAS NECESSARY SPORTS FACILITIES**

■ Excellent ■ Very good ■ Good ■ Average ■ Not Satisfied



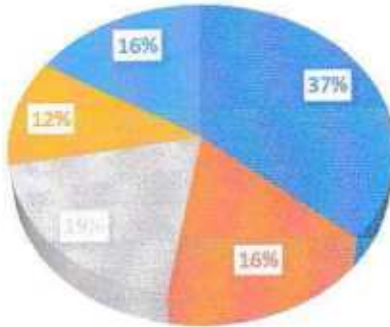
**Q4) COLLEGE PROVIDES WIFI FACILITIES**

■ Excellent ■ Very good ■ Good ■ Average ■ Not Satisfied



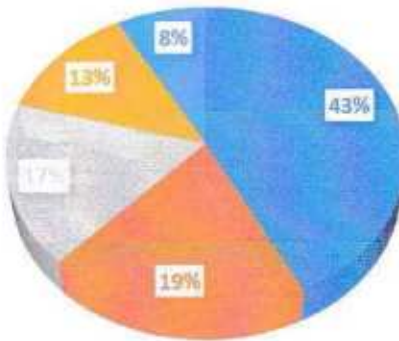
**Q5) COLLEGE CONDUCT VARIETY OF EXTRACURRICULAR ACTIVITIES**

■ Excellent ■ Very good ■ Good ■ Average ■ Not Satisfied



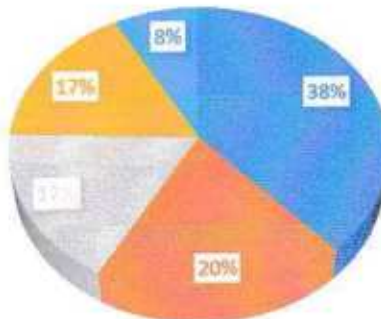
**Q6) COLLEGE POSSES ICT FACILITIES**

■ Excellent ■ Very good ■ Good ■ Average ■ Not Satisfied



**Q7) GET SATISFACTORY SOLUTION TO YOUR QUERY FROM THE OFFICE**

■ Excellent ■ Very good ■ Good ■ Average ■ Not Satisfied



### Feedback from Teachers :

During the academic year 2021-22 IQAC collect total 26 teachers feedback on curriculum. The responses received from the teachers are presented in following table.

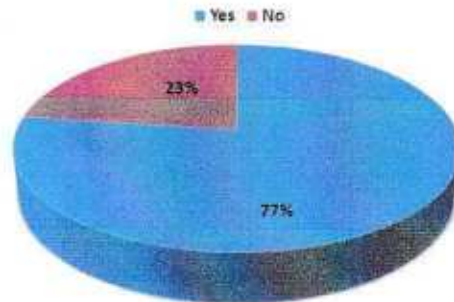
Question No.	Question	Response			
		Yes		No	
		Total	%	Total	%
01.	Role in designing the curriculum	20	76.92	6	23.07
02.	Curriculum having current content.	18	69.23	8	30.76
03.	Need to review the syllabus.	15	57.69	11	42.30
04.	Curriculum fulfill the expectation of students.	16	61.33	10	38.46
05.	Curriculum having good academic flexibility.	14	53.84	10	38.46
06.	Well defined programme and course outcome.	15	57.69	11	42.30
07.	Curriculum create interest in the subject area.	13	50.00	13	50.00

It is observed that 57.69 % teachers are agree with the need to review the syllabus whereas 69.23.% teachers felt that the curriculum reflects current contents. Regarding course outcome 67.69% teachers are satisfied. Regarding the to generate interest in the subject area 50% teachers noted 'Yes'.

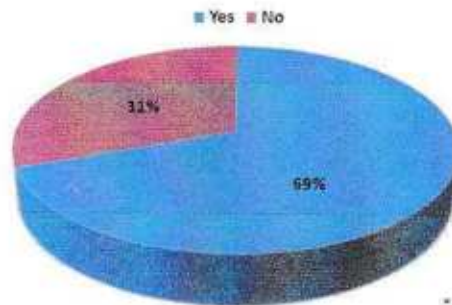


Feedback from Teachers (2021-22)

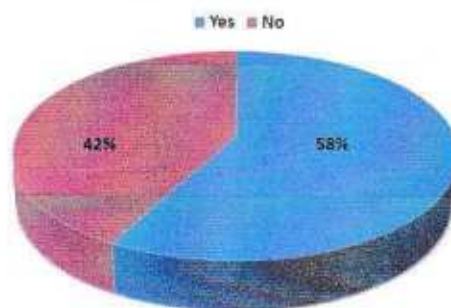
Q1) Role in designing the curriculum ?



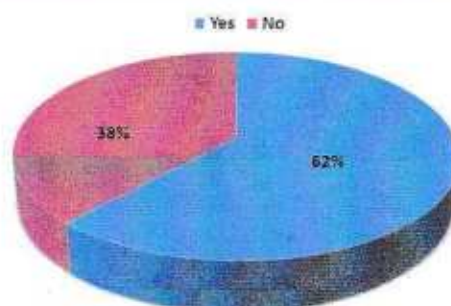
Q2) Curriculum having current content ?



Q3) Need to review the syllabus ?

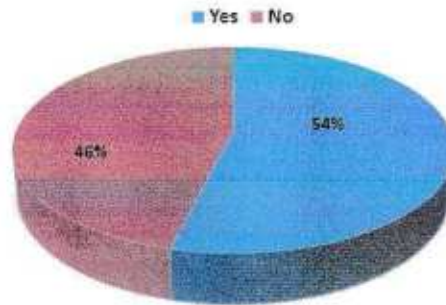


Q4) Curriculum fulfill the expectation of student ?

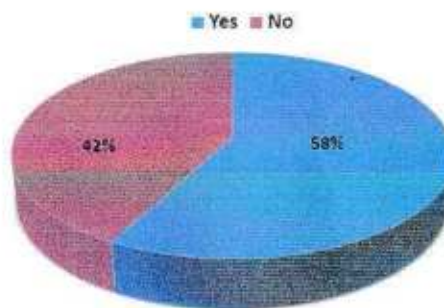




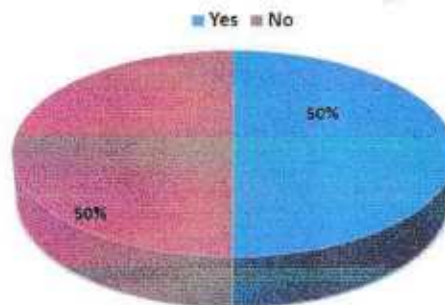
Q5) Curriculum having good academic flexibility ?



Q6) Well defined programme and course outcome ?



Q7) Curriculum create interest in the subject area ?



### Feedback from Alumni :

In the academic year 2021-22 we have received total 22 Feedback forms from alumni regarding the curriculum. Their response are analysed and presented in the following.

Question No.	Question	Response			
		Yes		No	
		Total	%	Total	%
01.	Course content relevance to your job.	12	54.54	10	45.45
02.	Subject applicable in your daily life.	13	59.09	9	40.90
03.	Syllabus updated enough.	14	63.63	8	36.36
04.	Course content is interesting.	12	54.54	10	45.45
05.	Curriculum help in developing personality.	11	50.00	11	50.00
06.	Syllabus enhances employability.	17	77.27	5	22.72
07.	Syllabus create interest to persue for higher education.	19	86.36	3	13.63

a)59.09% alumni's says that the subjects studied in the class are applicable in the red life regarding syllabus updation 63.63% alumni felt fevourable remark.

b)77.27% alumni satisfied with the content of curriculum which is relevant with their job.

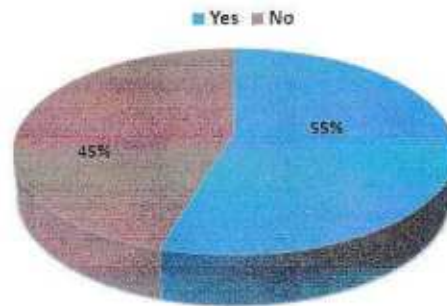
c)54.54Alumni says that the curriculum is interesting.

d)86.36% alumni are state that the syllabus create interest and promote for further higher study.

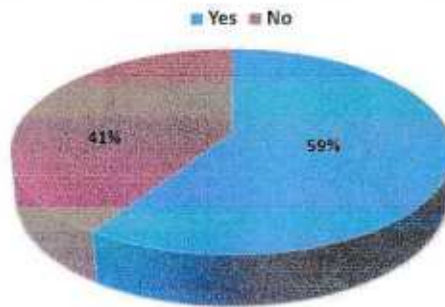


## Feedback from Alumni(2021-22)

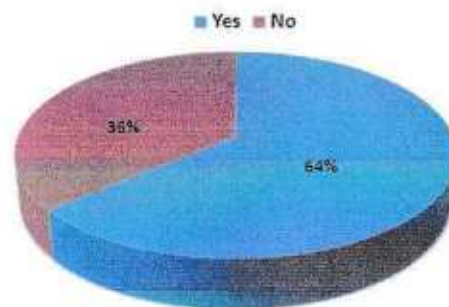
Q1) Course content relevance to your job ?



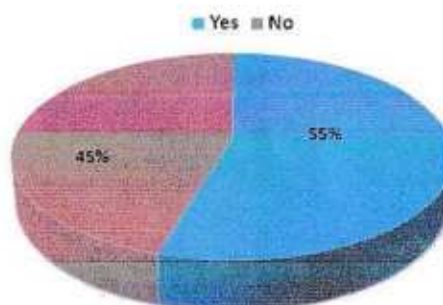
Q2) Subject applicable in your daily life ?



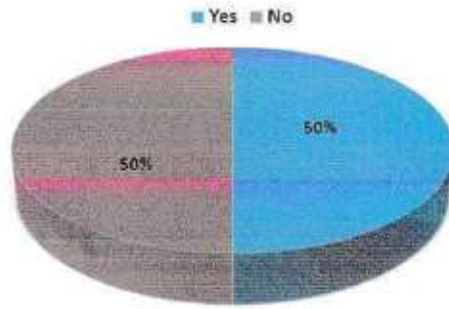
Q3) Syllabus updated enough ?



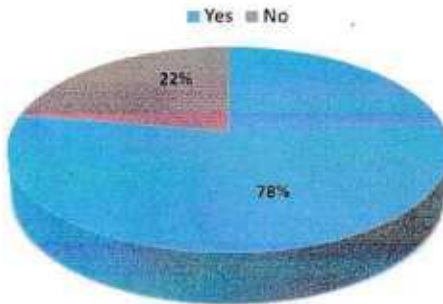
Q4) Course content is interesting ?



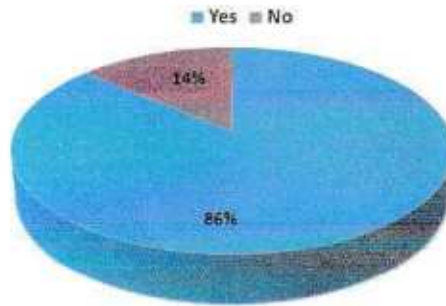
Q5) Curriculum helps in developing personality?



Q6. Syllabus enhances employability?



Q7. Syllabus create interest to persue for higher education?



  
PRINCIPAL  
Adv. Sitaram (Balambhan) Anandramji Baheti  
Arts, Commerce & Science College, Jalgaon